





Professional Solutions - Unrivaled Value

Fixed position mount for 10" to 30" displays. Makes a secure installation quick and easy, simply hang the display and turn the pre-assembled securing screw to lock in place. Low profile design places display only 0.75" from the wall.

* Display size is meant as a guide – Compatible display sizes can be larger or smaller depending on the VESA and weight of the display.

 10"-30" / 25.4cm-76.2cm

 40 LB / 18 KG

■ Slim Design

Slim design holds display only 0.75" (19mm) from wall.

■ Display Size

Fits most 10" to 30" displays weighing up to 40lb (18kg).

■ Easy Installation

Pre-assembled securing screw makes installation fast and easy.

■ Vesa Compatible

Fits VESA hole patterns 75x75mm, 100x100mm.

■ Included Hardware

Pre-sorted hardware pack for easy component selection and installation (hardware for installation to wood studs or concrete surfaces included).

■ Durable

Durable high-grade cold rolled steel construction with scratch resistant epoxy powder coat finish.

Functional Specifications

Depth from wall: 0.75" (19mm)

Mounting Surfaces:


*Wood stud, concrete & cinder block.
Metal Stud (requires accessory).*

Mounting Patterns:

*Max - 100x100mm
Min - 75x75mm*

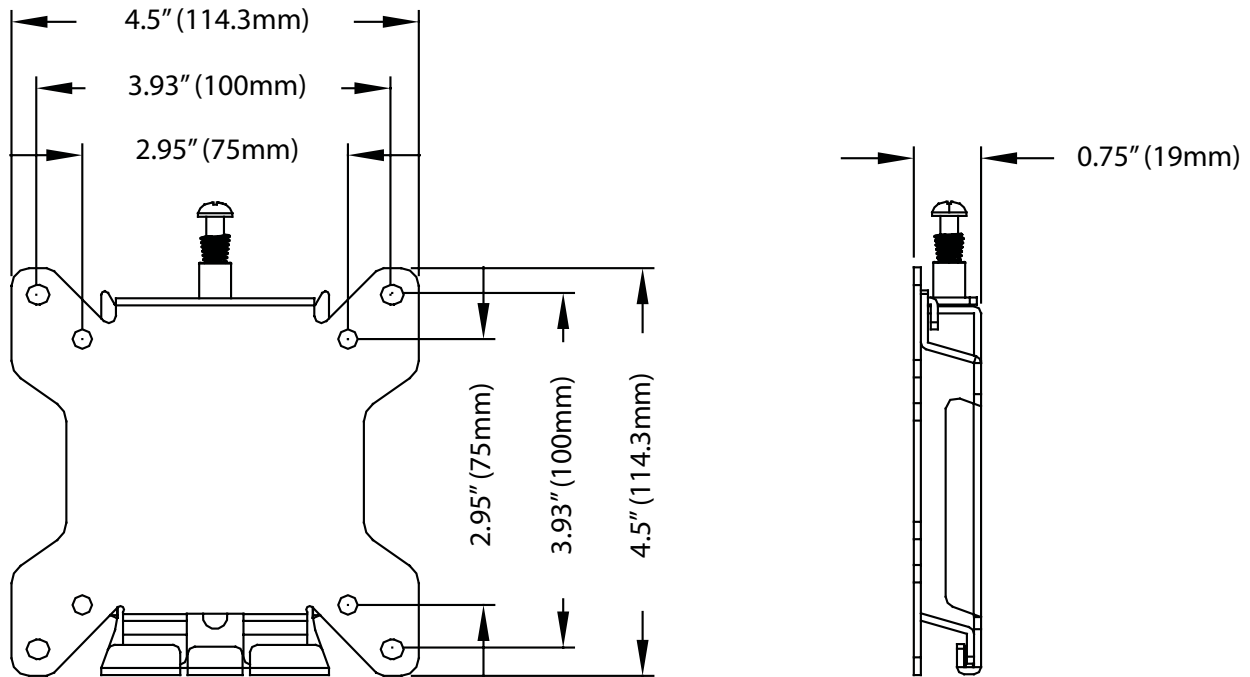
Load Capacity: 40 LB / 18 KG

Warranty: Limited lifetime



MPF-S11V Flat Panel Wall Mount

For 10" to 30" Displays*

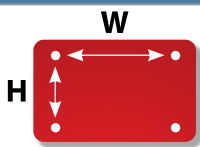


Product Specifications

Package Specifications

| PRODUCT WEIGHT | LOAD CAPACITY | COLORS | FINISH | PACKAGE SIZE (WxHxD) | SHIP WEIGHT | WARRANTY | PACKAGE CONTENTS |
|----------------|---------------|--------|----------------------------------|--------------------------------------|-------------|----------------|--|
| 0.7lb (0.3kg) | 40lb (18kg) | Black | Scratch resistant powder coating | 6" x 5.8" x 1.1" (152 x 146 x 29 mm) | 1lb (0.5kg) | 5 Year Limited | Mount, wall and display mounting hardware, product manual. |

Mounting Interface



Max Mounting Pattern
100mm (W) x 100mm (H)

VESA

| | | |
|---|------|-------|
| W | 75mm | 100mm |
| X | | |
| H | 75mm | 100mm |

Accessories

Toggle bolts (for metal stud installation)



MPHW-TOG2 - 2 Pack
MPHW-TOG3 - 4 Pack
MPHW-TOG6 - 6 Pack

Use when installing into metal stud.

On-wall Cable Management



MPWA-1 - 1 Shelf
MPWA-2 - 2 Shelves
MPWA-3 - 3 Shelves

Component shelf and on-wall cable routing system. Hides cables inside internal channels for a clean look.

Shelving



MPACC-WSG - 1 Shelf

Single-stud mountable component shelf.