





Professional Solutions - Unrivalled Value

Fixed position mount for 13" to 32" displays. Makes a secure installation quick and easy, simply hang the display and turn the pre-assembled securing screw to lock in place. Low profile design places display only 0.75" from the wall.

 13"-32" / 33cm-81.3cm

 40 LB / 18 KG

Functional Specifications

Depth from wall: 0.75" (19mm)

Mounting Surfaces:

Wood stud, concrete & cinder block.
Metal Stud (requires accessory).

Max Mounting Pattern:

200mm (7.9") width
100mm (3.9") height

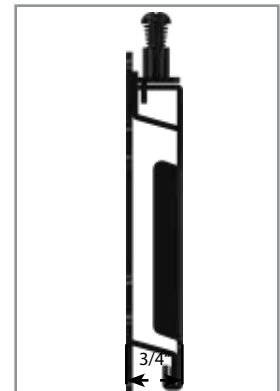

Load Capacity: 40 LB / 18 KG

Warranty: Limited lifetime

- **Slim Design**
Slim design holds display only 0.75" (19mm) from wall.
- **Display Size**
Fits most 13" to 32" displays weighing up to 40lb (18kg).
- **Easy Installation**
Pre-assembled securing screw makes installation fast and easy.
- **Vesa Compatible**
Fits VESA hole patterns 75x75mm, 100x100mm, 200x100mm.
- **Included Hardware**
Pre-sorted hardware pack for easy component selection and installation (hardware for installation to wood studs or concrete surfaces included).
- **Durable**
Durable high-grade cold rolled steel construction with scratch resistant epoxy powder coat finish.

Pre-Installed Securing Screw

Display simply hooks in place. Pre-assembled securing screw makes installation fast and easy.



Ultra Flat Design

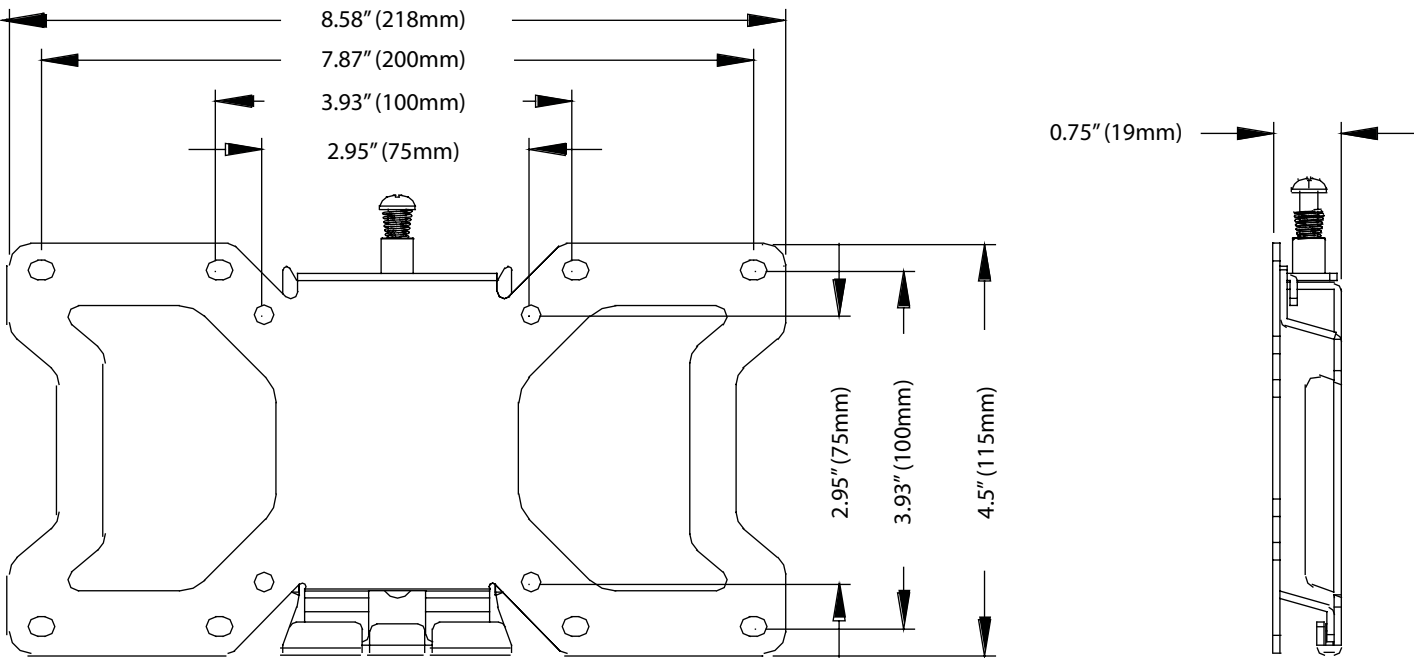
Holds display a mere 3/4" (19mm) from wall.

VESA Compatible

Compatible with 75x75mm, 100x100mm, 200x100mm.




MPF-S11V Flat Panel Wall Mount

For 13" to 32" Displays



Product Specifications				Package Specifications			
PRODUCT WEIGHT	LOAD CAPACITY	COLOR	FINISH	PACKAGE SIZE (WxHxD)	SHIP WEIGHT	WARRANTY	PACKAGE CONTENTS
0.9lb (0.4kg)	40lb (18kg)	Black	Scratch resistant powder coating	9.6" x 5.8" x 1.1" (245 x 145 x 29 mm)	1.4lb (0.7kg)	Limited lifetime	Mount, wall and display mounting hardware, product manual.

Mounting Interface															
	Max Mounting Pattern 200mm (W) x 100mm (H)	VESA	<table><tr><td>W</td><td>75mm</td><td>100mm</td><td>200mm</td></tr><tr><td>X</td><td></td><td></td><td></td></tr><tr><td>H</td><td>75mm</td><td>100mm</td><td>100mm</td></tr></table>	W	75mm	100mm	200mm	X				H	75mm	100mm	100mm
W	75mm	100mm	200mm												
X															
H	75mm	100mm	100mm												

Accessories		
Toggle bolts (for metal stud installation)	On-wall Cable Management	Shelving
 <p>MPHW-TOG2 - 2 Pack MPHW-TOG4 - 4 Pack MPHW-TOG6 - 6 Pack</p> <p>Use when installing into metal stud.</p>	 <p>MPWA-1 - 1 Shelf MPWA-2 - 2 Shelves MPWA-3 - 3 Shelves</p> <p>Component shelf and on-wall cable routing system. Hides cables inside internal channels for a clean look.</p>	 <p>MPACC-WSG - 1 Shelf</p> <p>Single-stud mountable component shelf.</p>