




Professional Solutions - Unrivalled Value

Fixed position mount for 10" to 30" displays. Makes a secure installation quick and easy, simply hang the display and turn the pre-assembled securing screw to lock in place. Low profile design places display only 0.75" from the wall.

 10"-30" / 25.4cm-76.2cm

 40 LB / 18 KG

Functional Specifications

Depth from wall: 0.75" (19mm)

Mounting Surfaces:

Wood stud, concrete & cinder block.
Metal Stud (requires accessory).

Max Mounting Pattern:

100mm (3.9") width
100mm (3.9") height

Load Capacity: 40 LB / 18 KG

Warranty: Limited lifetime

Pre-Installed Securing Screw
Display simply hooks in place. Pre-assembled securing screw makes installation fast and easy.



VESA Compatible
Compatible with 75X75mm
& 100X100mm.

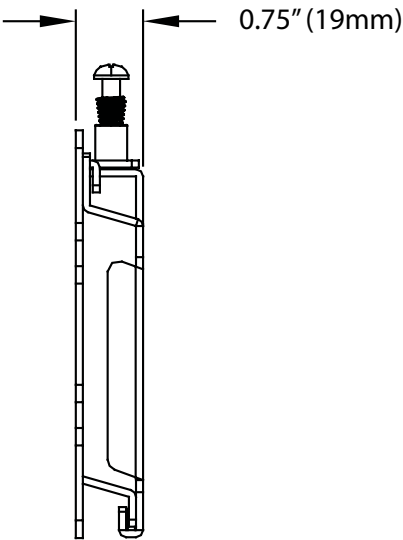
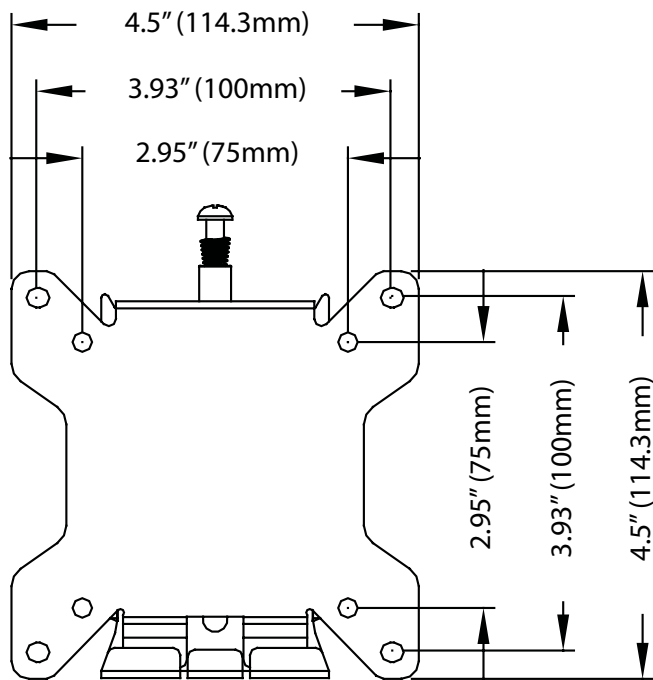


Ultra Flat Design
Holds display a mere 3/4" (19mm)
from wall.

- **Slim Design**
Slim design holds display only 0.75" (19mm) from wall.
- **Display Size**
Fits most 10" to 30" displays weighing up to 40lb (18kg).
- **Easy Installation**
Pre-assembled securing screw makes installation fast and easy.
- **Vesa Compatible**
Fits VESA hole patterns 75x75mm, 100x100mm.
- **Included Hardware**
Pre-sorted hardware pack for easy component selection and installation (hardware for installation to wood studs or concrete surfaces included).
- **Durable**
Durable high-grade cold rolled steel construction with scratch resistant epoxy powder coat finish.




MPF-S11V Flat Panel Wall Mount

For 10" to 30" Displays



Product Specifications				Package Specifications			
PRODUCT WEIGHT	LOAD CAPACITY	COLORS	FINISH	PACKAGE SIZE (WxHxD)	SHIP WEIGHT	WARRANTY	PACKAGE CONTENTS
0.7lb (0.3kg)	40lb (18kg)	Black	Scratch resistant powder coating	6" x 5.8" x 1.1" (152 x 146 x 29 mm)	1lb (0.5kg)	Limited lifetime	Mount, wall and display mounting hardware, product manual.

Mounting Interface					
	Max Mounting Pattern 100mm (W) x 100mm (H)	VESA	W	75mm	100mm
			H	75mm	100mm

Accessories		
Toggle bolts (for metal stud installation)	On-wall Cable Management	Shelving
 MPHW-TOG2 - 2 Pack MPHW-TOG3 - 4 Pack MPHW-TOG6 - 6 Pack Use when installing into metal stud.	 MPWA-1 - 1 Shelf MPWA-2 - 2 Shelves MPWA-3 - 3 Shelves Component shelf and on-wall cable routing system. Hides cables inside internal channels for a clean look.	 MPACC-WSG - 1 Shelf Single-stud mountable component shelf.