



Structural Ceiling



Model	Application	Load Rating
MPCA-1	Single Beam/Unistruts	80lb
MPCA-1C	Single Beam/Unistruts	80lb
MPCA-2	Dual Beam/Unistruts	300lb
MPCA-8	Structural/Unistruts	300lb
MPCA-4	Structural/Unistrut	300lb
MPCA-R4	Structural/Unistrut	75lb
MPCA-8HD	Structural/Unistrut	500lb
MPCA-8XD	Structural/Unistrut	600lb
MPCAT-3	Truss/Beam to 3.5"	400lb
MPCA-V1	Vaulted (angled) Ceiling	300lb
MPCA-B1	Ibeam (to 12")	250lb
MPCA-S1W	Suspended Ceiling	60lb
MPCA-S3W	Suspended Ceiling	50lb

Suspended Ceiling




Hardware



Extension Pipes

	Fixed Length			Adjustable	
	Model	Drop Length		Model	Drop Length
	MPE-06	6"		MPEA-0611	6" - 11"
	MPE-1	12"		MPEA-01218	12" - 18"
	MPE-018	18"		MPEA-01824	18" - 24"
	MPE-2	2'		MPEA-23	2' - 3'
	MPE-3	3'		MPEA-24	2' - 4'
	MPE-4	4'		MPEA-35	3' - 5'
	MPE-5	5'		MPEA-46	4' - 6'
	MPE-6	6'		MPEA-68	6' - 8'
	MPE-7	7'		MPEA-810	8' - 10'
	MPE-8	8'		MPEA-1012	10' - 12'



Standard Interface

Standard 1.5" threaded interface on all ceiling accessories, pipes and connectors. High grade steel tubing construction provides solid backbone for ceiling-mounted systems.

Aesthetics and Functionality

Pipes feature cable opening with aesthetic snap-in plastic cover. Connectors can be fully threaded, eliminating unsightly threads from showing when multiple pipes are connected in longer drops.

Configurable

Pipes, connectors and ceiling adapters can be mixed and matched with Mustang ceiling mounts in order to create customizable solutions for single and multiple display system installations.

Construction

Fabricated from high-grade steel /aluminum with durable epoxy powder coat finish. Threads are lubricated and protected in packaging. Security screws and tools are included.