


# MPVW-X64U-PPV2 Video Wall Mount

## For Video Wall Displays up to 600 x 400 VESA

### Best in Class Video Wall Mount

- 6 points of micro-adjustment
- 3" of depth adjustment
- 11" pull out extension from wall for easy wiring
- Push in - Pop out™ technology
- Vertical adjustment and leveling
- Lateral shift
- Plumb adjustment
- Integrated dual keyed lock system




Model	TV Size	VESA	Depth	Max Load
MPVW-X64U-PPV2	40" or larger	Up to 600x400	3.85" Min - 6.8" Max	200 lb

### SERVICE MODE

#### 11" Extension From Wall

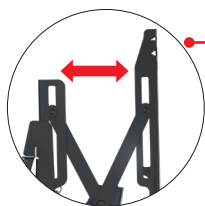
Gives installer 11" of clearance for wiring and service.



### Depth Adjustment

#### 3" Depth Micro-Adjustment

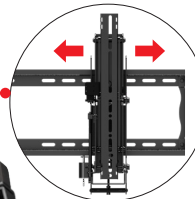
In addition to 4-corner plumb adjustment, the MPVW-X64U-PPV2 adds an independent micro-adjustment for regulating depth of the display relative to the wall.



### LATERAL SHIFT

#### Along the Wall Plate

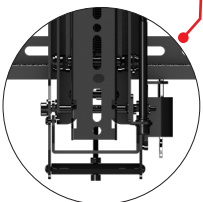
Laterally slide TV during installation. Amount of lateral shift depends on the VESA hole pattern of the display.



### LOCK & KEY SECURITY

#### Proprietary Dual Lock System

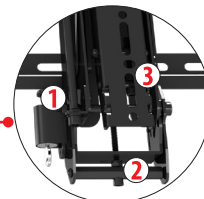
Mustang-specific keyed locking system with keys that can not be duplicated.



### ADJUSTMENTS IN ONE LOCATION

#### 6 Conveniently Located Adjustment Points

All 6 micro-adjustment points are located on the bottom of the mount for easy access.



# MPVW-X64U-PPV2 Video Wall Mount

For Video Wall Displays up to 600 x 400 VESA

[www.mustangav.com](http://www.mustangav.com)



The third generation of our best in class video wall mount system builds on the proven success of our previous models to deliver not only more points of adjustment but also increased adjustment range. In addition to vertical, horizontal, and plumb adjustments, the MPVW-X64U-PPV2 allows for nearly 3" of depth micro-adjustment for ultimate ease in video wall alignment especially in instances where walls are uneven.

Attribute	Value
Monitor size	40" or larger
Orientation	Landscape
Weight capacity	200 lb
Max mounting pattern	783x402mm
VESA mounting patterns	200x200mm through 600x400mm
Post-installation leveling	+/- 0.5" (1" total)
Plumb Micro-Adjustment	+/- 0.5" (1" total)
Depth Micro-Adjustment	2.95" total depth
Depth from wall	Min 3.85" Max 6.8"
Extension	11" extension from wall during service
Security	Proprietary keyed alike lock and key system
Packaging Dimensions	35.5" x 12.75" x 4.75"
Shipping weight	22 lb
Construction	High-grade cold rolled steel
Product finish	Scratch resistant epoxy powder coat
Color	Black
Model number	MPVW-LX64U-PPV2
Warranty	Lifetime

